



linea hotel

tosca



camar mobili

Mod. TOSCA

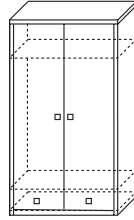
H 215

Divisorio per
armadio 2 ante
H 150 P 60



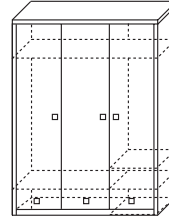
Art. 699

Armadio 2 ante
L 120 P 60
cassetto interno



Art. 700

Armadio 3 ante
L 160 P 60
cassetto interno



Art. 701

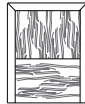
Mc. - Kg.

0,11-22

0,34 - 85

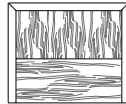
0,52 - 126

Testata letto
L 100 H 110



Art. 710

Testata letto
L 150 H 110



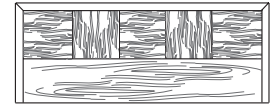
Art. 711

Testata letto
L 180 H 110



Art. 712

Testata letto
L 300 H 110



Art. 713

Mc. - Kg.

0,07 - 18

0,09 - 24

0,12 - 29

0,21 - 42

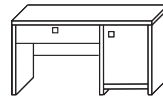
Comodino con un cassetto
e ripiano vetro
L 45 P 40 H 52



Art. 715

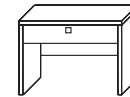
Scrivitoio con vano portafrigo
L 140 P 50 H 75

luce interna vano portafrigo
45x47xH63



Art. 720

Scrivitoio con cassetto
L 100 P 50 H 75



Art. 721


Mc. - Kg.

0,14 - 12

0,35 - 48

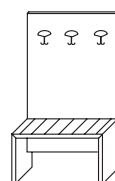
0,16 - 20

Portavaligie
L 70 P 45 H 60



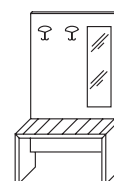
Art. 725

Portavaligie
L 70 P 45 H 200



Art. 726

Portavaligie con specchio
L 70 P 45 H 200



Art. 727

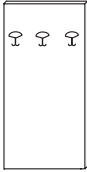



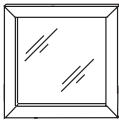
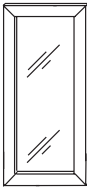


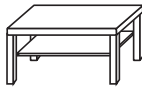

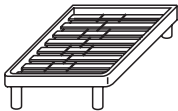
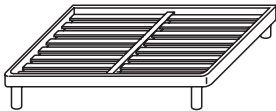
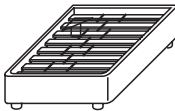
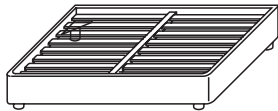
Mc. - Kg.

0,20 - 13

0,28 - 21

0,21 - 22

Mod. TOSCA

	<p>Pannello appendiabiti L 70 H 180</p>  <p>Art. 728</p>	<p>Pannello appendiabiti con specchio L 70 H 180</p>  <p>Art. 729</p>	<p>Appendiabiti a muro cm. 80x20 con 3 ganci</p>  <p>Art. 730</p>	
Mc. - Kg.	0,08 - 10	0,08 - 11	0,003 - 18	
	<p>Specchiera telaio massello cm. 120x80</p>  <p>Art. 735</p>	<p>Specchiera telaio massello cm. 90x90</p>  <p>Art. 736</p>	<p>Specchiera verticale telaio massello cm. 180x70</p>  <p>Art. 737</p>	
Mc. - Kg.	0,05 - 14	0,04 - 12	0,08 - 17	
	<p>Sedia mod. RUSTICA</p>  <p>Art. 251</p>	<p>Sedia mod. MITA</p>  <p>Art. 741</p>	<p>Tavolo basso L 100 P 50 H 40</p>  <p>Art. 750</p>	<p>Tavolo tondo base legno Ø 50/60 H 75</p>  <p>Art. 751</p>
Mc. - Kg.	0,12 - 7	0,13 - 7,5	0,30 - 24	0,13 - 24
	<p>Base letto ferro singola</p> <p>L 80 P 190 H35 H telaio ferro 8</p>  <p>Art. 257</p>	<p>Base letto ferro matrimoniale</p> <p>L 160 P 190 H35 H telaio ferro 8</p>  <p>Art. 258</p>	<p>Sommier singolo imbottito (tessuto cliente) L 90 P 200 H35</p> <p>rete a doghe</p>  <p>Art. 259</p>	<p>Sommier matrimoniale imbottito (tessuto cliente) L 170 P 200 H35</p> <p>rete a doghe</p>  <p>Art. 260</p>
Mc. - Kg.	0,26 - 18	0,49 - 32	0,78 - 34	1,44 - 59

Modello TOSCA

Caratteristiche tecniche *Technical specifications*

Colore:

Colour

ciliegio / rovere tinto noce / rovere sbiancato
cherrywood / Sessile oak colour walnut / bleached sessile oak

Strutture armadio, comodini, scrittoio, portavaligie:

Wardrobe's structure, bedside tables, desk,
luggage rack

Tamburato e multistrato impiallacciato mm. 40
Veneered wood and multilayer wood aggregate mm. 40

Ripiani e tramezzi armadio:

Shelves and partitions

Tamburato mm. 22
Veneered wood mm. 22

Ante, cassetto comodino, cassetto scrittoio:

Doors, bedside tables' drawers, desk's drawers

In multistrato impiallacciato mm. 22 verniciato
Multilayer wood aggregate mm. 22 in sessile oak colour

Testiere:

Headboards

In multistrato impiallacciato mm. 25 con massello perimetrale
in rovere / ciliegio mm. 60x35
Multilayer wood aggregate mm. 25 with perimetric hardwood in ash / cherrywood
mm. 60x35

Maniglie:

Handles

Metallo
Metal

Guide e cassetti:

Guides and drawers

Metalliche a scomparsa autobloccanti
Selflocking murphy guides

Cerniere:

Hinges

Metalliche con doppia regolazione automatica
Metallic with double automatic adjustment



camar mobili

camar mobili s.r.l.

Via Fermo, 32 - 61100 Pesaro - Italy
t. ++39 0721 24811 r.a.
f. ++39 0721.26438

www.camarmobili.com
www.hotelfurniture.it
info@camarmobili.com