



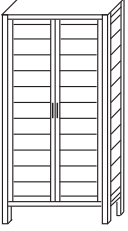
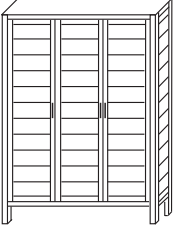

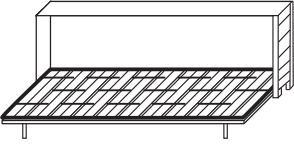
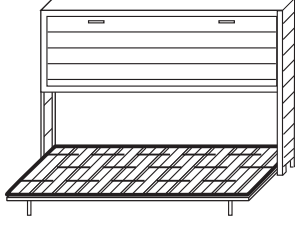
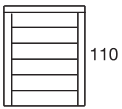


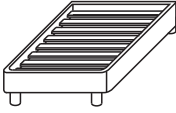
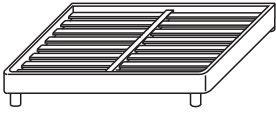
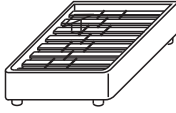
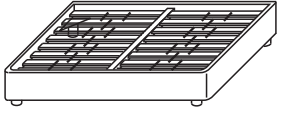
linea hotel

rossini


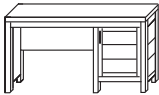
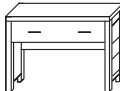

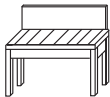
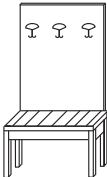
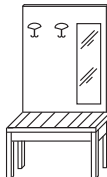

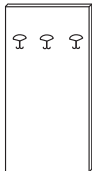
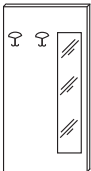

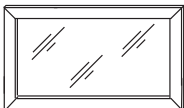
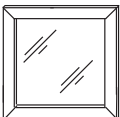
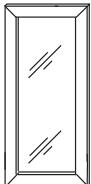


camar mobili

Mod. ROSSINI

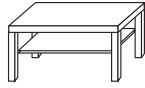
H 220	<p>Armadio 2 ante L 100 P 60</p>  <p>Art. 100</p>	<p>Armadio 3 ante L 150 P 60</p>  <p>Art. 101</p>	<p>Armadio ante scorrevoli L 120 P 60 H 220</p> <p>ANTE SCORREVOLI</p>  <p>Art. 102</p>	
	MC. - Kg.	0,54-66	0,67-98	0,62-86
	<p>Letto con rete ribaltabile a doghe L 200 P 45 H 105</p>  <p>Art. 105</p>	<p>Letto castello 2 reti ribaltabili a doghe (con scaletta e parapetto) L 200 P 45 H 200</p>  <p>Art. 106</p>		
MC. - Kg.	0,75-110	1,10-170		
	<p>Testata letto massello rovere L 90 H 110</p> <p>90</p>  <p>110</p> <p>Art. 110</p>	<p>Testata letto massello rovere L 190 H 110</p> <p>190</p>  <p>110</p> <p>Art. 111</p>	<p>Testata letto massello rovere L 300 H 110</p> <p>300</p>  <p>110</p> <p>Art. 112</p>	
MC. - Kg.	0,06-16	0,12-20	0,21-40	
	<p>Giroletto legno completo di rete a doghe L 90 P 190 H 35</p>  <p>Art. 120</p>	<p>Giroletto legno completo di rete a doghe L 160 P 190 H 35</p>  <p>Art. 121</p>	<p>Sommier singolo imbottito (tessuto cliente) L 90 P 200 H35</p> <p>rete a doghe</p>  <p>Art. 259</p>	<p>Sommier matrimoniale imbottito (tessuto cliente) L 170 P 200 H35</p> <p>rete a doghe</p>  <p>Art. 260</p>
MC. - Kg.	0,27-22	0,49-41	0,78-34	1,44-59

Mod. ROSSINI

	<p>Comodino L 45 P 40 H 52</p>  <p>Art. 125</p>	<p>Scrivitoio con vano portafrigo L 130 P 51 H 75</p>  <p>Art. 130</p>	<p>Scrivitoio con cassetto L 100 P 51 H 75</p>  <p>Art. 131</p>	<p>Mobile portafrigo e porta TV L 55 P 51 H 110</p>  <p>Art. 132</p>
MC. - Kg.	0,12-11	0,32-38	0,16-18	0,34-32
	<p>Portavaligie L 70 P 45 pannello retro H 70</p>  <p>Art. 135</p>	<p>Portavaligie L 70 P 45 pannello retro H 200</p>  <p>Art. 136</p>	<p>Portavaligie L 70 P 45 pannello retro H 200 con specchio</p>  <p>Art. 137</p>	<p>Cassettiera interna L 45 P 50 H 45</p>  <p>Art. 138</p>
MC. - Kg.	0,21-11	0,28-21	0,28-23	0,11-10
	<p>Pannello appendiabiti L 70 H 180</p>  <p>Art. 140</p>	<p>Pannello appendiabiti con specchio L 70 H 180</p>  <p>Art. 141</p>	<p>Appendiabiti a muro con tre ganci cm. 70x25</p>  <p>Art. 142</p>	
MC. - Kg.	0,08-11	0,08-13	0,003-1,8	
	<p>Specchiera L 110 H 80</p>  <p>Art. 146</p>	<p>Specchiera L 90 H 90</p>  <p>Art. 147</p>	<p>Specchiera L 60 H 180</p>  <p>Art. 148</p>	
MC. - Kg.	0,05-15	0,04-10	0,08-18	

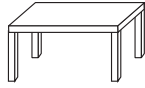
Mod. ROSSINI

Tavolo basso
100x50 H40



Art. 151

Tavolo basso
100x50 H40



Art. 152

Tavolo tondo
base legno
Ø 50/60 H 75



Art. 153

MC. - Kg.

0,30-24

0,13-18

0,13-24

Sedia mod. DUBLINO



Art. 175

Sedia mod. SIRIA



Art. 156

MC. - Kg.

0,12-7

0,12-7

Modello **ROSSINI**

Caratteristiche tecniche *Technical specifications*

	Struttura multistrato impiallacciato	Struttura nobilitato
Colore: Colour	rovere moro Sessile oak colour dark	rovere moro Sessile oak colour dark
Strutture, ripiani armadio, comodini, scrittoio, portavaligie: Wardrobe's structure and shelves, bedside tables, desk, luggage rack	Multistrato impiallacciato rovere mm. 20 Multilayer veneered wood mm. 20	Nobilitato mm. 18 Melamine mm. 18
Gambe armadi ed elementi: Wardrobe's legs and units	Massello in rovere mm. 50x35 Hardwood in ash tree mm. 50x35	Massello in rovere mm. 50x35 Hardwood in ash tree mm. 50x35
Ante: Doors	In multistrato impiallacciato mm. 20 con scanalature orizzontali, massello perimetrale in rovere mm. 50x24 Multilayer veneered wood mm. 20 with horizontal grooves, perimetric hardwood in ash tree mm. 50x24	Nobilitato mm. 18 con scanalature orizzontali, massello perimetrale in rovere mm. 50x25 Melamine mm. 18 with horizontal grooves, perimetric hardwood in ash tree mm. 50x25
Testiere: Headboards	In multistrato impiallacciato mm. 20 con scanalatura orizzontale, massello perimetrale in rovere mm. 50x35 Multilayer veneered wood mm. 20 with horizontal grooves, perimetric hardwood in ash tree mm. 50x35	Nobilitato mm. 18 con scanalature orizzontali, massello perimetrale in rovere mm. 50x35 Melamine mm. 18 with horizontal grooves, perimetric hardwood in ash tree mm. 50x35
Maniglie: Handles	Metallo Metal	Metallo Metal
Guide e cassetti: Guides and drawers	Metalliche autobloccanti con cuscinetti a sfera Metallic with double automatic adjustment	Metalliche autobloccanti con cuscinetti a sfera Metallic with double automatic adjustment
Cerniere: Hinges	Metalliche con doppia regolazione automatica Metallic with double automatic adjustment	Metalliche con doppia regolazione automatica Metallic with double automatic adjustment



camar mobili

camar mobili s.r.l.
Via Fermo, 32 - 61100 Pesaro - Italy
t. ++39 0721 24811 r.a.
f. ++39 0721.26438

www.camarmobili.com
www.hotelfurniture.it
info@camarmobili.com