



linea hotel

callas



camar mobili

Modello CALLAS

Caratteristiche tecniche *Technical specifications*

**Fianchi e cappelli per
armadi, scrittoi, comodini portavaligie:**

Agglomerato ligneo di pioppo mm 40 impiallacciato con tranciato frassino e verniciato a campione: bordo frontale massellato frassino con lesene ed inserto quadrato.

Ripiani, basi, tramezzi, ante, cassetti:

Agglomerato ligneo di pioppo mm 20 impiallacciato con tranciato frassino e verniciato a campione: bordo frontale massellato frassino con lesene ed inserto quadrato.

Testiere:

Agglomerato ligneo di pioppo mm 40 impiallacciato con tranciato frassino e verniciato a campione, con massello frassino perimetrale 3 lati da mm 80+35, con lesene.

Ante:

Con riquadri in vetro acidato con finiture a specchio.

Maniglie:

Metallo.

Guide e cassetti:

Guides and drawers

Metalliche a scomparsa autobloccanti.
Selflocking murphy guides.

Cerniere:

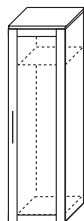
Hinges

Metalliche a doppia regolazione automatica.
Metallic with double automatic adjustment.

Mod. **CALLAS**

H 215

Armadio 1 anta
L 60 P 60



Art. 012

MC. - Kg.

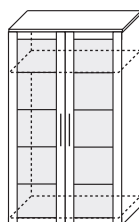
0,25-68

Struttura interna
per armadio 2 ante
H 150 P 58



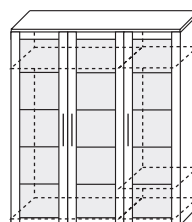
Art. 011

Armadio 2 ante
L 110 P 60



Art. 012

Armadio 3 ante
L 160 P 60



Art. 013

MC. - Kg.

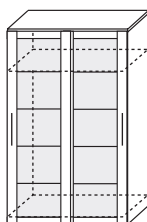
0,09-15

0,34-85

0,42-124

**ANTE
SCORREVOLI
H. 215**

Armadio ante
scorrevoli
L 120 x P 60

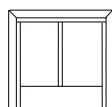


Art. 020

MC. - Kg.

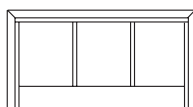
0,38-92

Testata letto
L 100 H 110



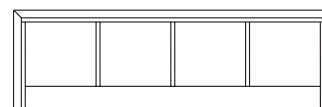
Art. 025

Testata letto
L 180 H 110



Art. 026

Testata letto
L 300 H 110



Art. 027

MC. - Kg.


0,07-18

0,12-29

0,21-42


Mod. **CALLAS**

Testata letto
L 300 H 110
rivestimento cliente
(tessuto o ecopelle)



Art. 030

Testata letto imbottita
L 190 H 160
rivestimento cliente
(tessuto o ecopelle)



Art. 031

MC. - Kg.

0,32-42

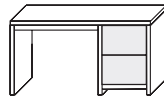
0,24-38

Comodino con un cassetto
e ripiano vetro
L 45 P 40 H 52



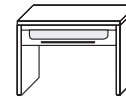
Art. 035

Scrivitoio con vano portafrigo
L 140 P 50 H 75
luce interna vano portafrigo
45x47 H 65



Art. 040

Scrivitoio con cassetto
L 100 P 50 H 75



Art. 041

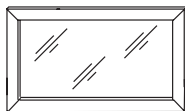
MC. - Kg.

0,14-12

0,35-48

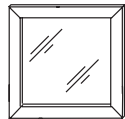
0,16-20

Specchiera
telaio massello
cm. 120x80



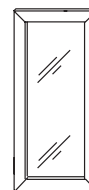
Art. 045

Specchiera
telaio massello
cm. 90x90



Art. 046

Specchiera verticale
telaio massello
cm. 180x60



Art. 047


MC. - Kg.

0,05-14

0,04-12

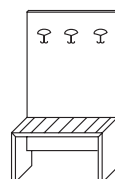
0,08-17

Portavaligie
L 70 P 45 H 60



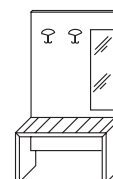
Art. 050

Portavaligie
L 70 P 45 H 200



Art. 051

Portavaligie con specchio
L 70 P 45 H 200



Art. 052

MC. - Kg.

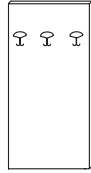
0,20-13

0,28-21

0,21-22

Mod. **CALLAS**

Pannello appendiabiti
L 70 H 180



Art. 055

Pannello appendiabiti
con specchio
L 70 H 180



Art. 056

Appendiabiti a muro
cm. 80x20 con 3 ganci



Art. 057

Cassettiera interna
3 cassetti
L 50 P 50 H 40



Art. 058

MC. - Kg.




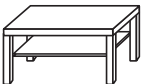
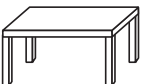



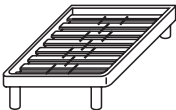
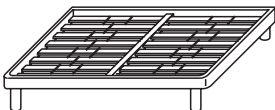
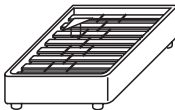
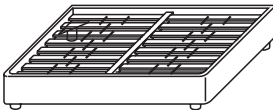
0,08-10

0,08-11

0,003-18

0,11-10

Mod. **CALLAS**

	<p>Sedia mod. MITA (tessuto normale)</p>  <p>Art. 741</p>	<p>Poltroncina Dolly (tessuto cliente)</p>  <p>Art. 255</p>	<p>Poltroncina Dolly senza braccioli (tessuto cliente)</p>  <p>Art. 256</p>	
MC. - Kg.	0,13-7,5	0,22-11	0,14-10	
	<p>Tavolo basso 100x50x H40</p>  <p>Art. 060</p>	<p>Tavolo basso 100x50x H40</p>  <p>Art. 061</p>	<p>Tavolo tondo base legno Ø 50/60 H 75</p>  <p>Art. 062</p>	
MC. - Kg.	0,13-7,5	0,13-7,5	0,13-7,5	
	 <p>Art. 675</p>	 <p>Art. 676</p>		
MC. - Kg.	0,12-7	0,12-9		
	<p>Base letto ferro singola</p> <p>L 80 P 190 H35 H telaio ferro 8</p>  <p>Art. 257</p>	<p>Base letto ferro matrimoniale</p> <p>L 160 P 190 H35 H telaio ferro 8</p>  <p>Art. 258</p>	<p>Sommier singolo imbottito (tessuto cliente)</p> <p>L 90 P 200 H35</p> <p>rete a doghe</p>  <p>Art. 259</p>	<p>Sommier matrimoniale imbottito (tessuto cliente)</p> <p>L 170 P 200 H35</p> <p>rete a doghe</p>  <p>Art. 260</p>
MC. - Kg.	0,26-18	0,49-37	0,78-34	1,44-59